




## 5-Lobe Pin - Button Head Machine Screws - A4-70 Stainless Steel



### Dimensions (mm)

SCREW TYPE		METRIC MACHINE SCREWS				
5-LOBE PIN		M3	M4	M5	M6	M8
DIMENSIONS						
BUTTON HEAD		5.7	7.6	9.5	10.5	14.0
	 Ref	1.6	2.2	2.8	3.3	4.4

### Material and Finish

**Material:** A4-70 Minimum Tensile Strength 700N/mm<sup>2</sup>

**Heat Treatment:** None

**Finish:** Passivated

### Size & Part Numbers

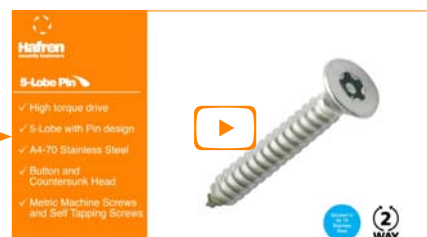
LENGTH	6 mm	8 mm	10 mm	12 mm	16 mm	20 mm	25 mm	30 mm	40 mm	50 mm	DRIVER SIZE
GAUGE											
M3	FLPBM 0306-A4			FLPBM 0312-A4							T10
M4		FLPBM 0408-A4	FLPBM 0410-A4	FLPBM 0412-A4	FLPBM 0416-A4	FLPBM 0420-A4	FLPBM 0425-A4				T20
M5			FLPBM 0510-A4	FLPBM 0512-A4	FLPBM 0516-A4	FLPBM 0520-A4	FLPBM 0525-A4	FLPBM 0530-A4	FLPBM 0540-A4		T25
M6				FLPBM 0612-A4	FLPBM 0616-A4	FLPBM 0620-A4	FLPBM 0625-A4	FLPBM 0630-A4	FLPBM 0640-A4	FLPBM 0650-A4	T30
M8						FLPBM 0820-A4		FLPBM 0830-A4	FLPBM 0840-A4	FLPBM 0850-A4	T40

### Additional Information

**Patented Product:** Hafren Fasteners


**Installation:** 5-Lobe Pin - see video

**Removal:** 2-Way Removable Screw






Every effort has been made to ensure the accuracy of information provided in this catalogue. Hafren Fasteners cannot warrant the information however, expressly or implied, and any liability arising from it is expressly excluded. Customers must satisfy themselves as to the suitability of products and the technical information relating to them, and it is recommended that you conduct your own tests to establish suitability. All sizes shown are in mm without min and max tolerances and are guide sizes. Hafren Fasteners reserve the right to change/alter sizes without notice. This does not effect your statutory rights.

## 5-Lobe Pin - Button Head Self Tapper - A4-70 Stainless Steel



### Dimensions (mm)

<div></div> <div>SCREW TYPE</div> <div>5-LOBE PIN</div>		METRIC MACHINE SCREWS			
DIMENSIONS		6G	8G	10G	
BUTTON HEAD		6.9	7.6	9.5	
	 Ref	I 2.6	2.2	2.8	

### Material and Finish

<b>Material:</b>	A4-70 Minimum Tensile Strength 700N/mm <sup>2</sup>
<b>Heat Treatment:</b>	None
<b>Finish:</b>	Passivated

### Size & Part Numbers

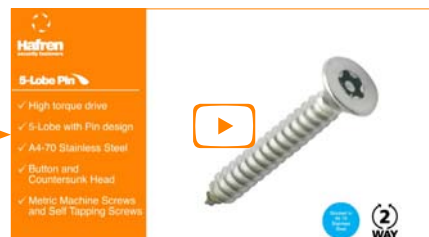
<b>LENGTH</b> <b>GAUGE</b>		<b>1/2"</b>	<b>3/4"</b>	<b>1"</b>	<b>1 1/2"</b>	<b>2"</b>	<b>DRIVER SIZE</b>
		<b>13mm</b>	<b>19mm</b>	<b>25mm</b>	<b>38mm</b>	<b>50mm</b>	
<b>6</b>	<b>3.5mm</b>	FLPBS 06D-A4	FLPBS 06F-A4	FLPBS 06G-A4			T10
<b>8</b>	<b>4.2mm</b>		FLPBS 08F-A4	FLPBS 08G-A4	FLPBS 08I-A4	FLPBS 08J-A4	T15
<b>10</b>	<b>4.8mm</b>		FLPBS 10F-A4	FLPBS 10G-A4	FLPBS 10I-A4	FLPBS 10J-A4	T25

### Additional Information

**Patented Product:** Hafren Fasteners

**Installation:** 5-Lobe Pin - see video

**Removal:** 2-Way Removable Screw



Every effort has been made to ensure the accuracy of information provided in this catalogue. Hafren Fasteners cannot warrant the information however, expressly or implied, and any liability arising from it is expressly excluded. Customers must satisfy themselves as to the suitability of products and the technical information relating to them, and it is recommended that you conduct your own tests to establish suitability. All sizes shown are in mm without min and max tolerances and are guide sizes. Hafren Fasteners reserve the right to change/alter sizes without notice. This does not effect your statutory rights.

## 5-Lobe Pin - Countersunk Head Machine Screws - A4-70 Stainless Steel



### Dimensions (mm)

SCREW TYPE		METRIC MACHINE SCREWS				
5-LOBE PIN						
DIMENSIONS		M3	M4	M5	M6	M8
COUNTERSUNK HEAD		5.8	8.0	10.0	12.0	16.0
	Ref	1.7	2.3	2.8	3.3	4.4

### Material and Finish

**Material:** A4-70 Minimum Tensile Strength 700N/mm<sup>2</sup>

**Heat Treatment:** None

**Finish:** Passivated

### Size & Part Numbers

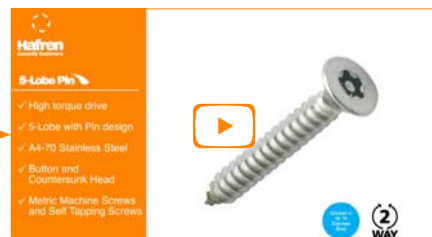
LENGTH	6 mm	8 mm	10 mm	12 mm	16 mm	20 mm	25 mm	30 mm	40 mm	DRIVER SIZE
GAUGE										
M3	FLPCM 0306-A4		FLPCM 0310-A4							T10
M4		FLPCM 0408-A4	FLPCM 0410-A4	FLPCM 0412-A4	FLPCM 0416-A4	FLPCM 0420-A4	FLPCM 0425-A4			T20
M5		FLPCM 0506-A4	FLPCM 0510-A4	FLPCM 0512-A4	FLPCM 0516-A4	FLPCM 0520-A4	FLPCM 0525-A4	FLPCM 0530-A4	FLPCM 0540-A4	T25
M6				FLPCM 0612-A4	FLPCM 0616-A4	FLPCM 0620-A4	FLPCM 0625-A4	FLPCM 0630-A4	FLPCM 0640-A4	T30
M8						FLPCM 0820-A4			FLPCM 0840-A4	T40

### Additional Information

**Patented Product:** Hafren Fasteners

**Installation:** 5-Lobe Pin - see video

**Removal:** 2-Way Removable Screw






Every effort has been made to ensure the accuracy of information provided in this catalogue. Hafren Fasteners cannot warrant the information however, expressly or implied, and any liability arising from it is expressly excluded. Customers must satisfy themselves as to the suitability of products and the technical information relating to them, and it is recommended that you conduct your own tests to establish suitability. All sizes shown are in mm without min and max tolerances and are guide sizes. Hafren Fasteners reserve the right to change/alter sizes without notice. This does not effect your statutory rights.

## 5-Lobe Pin - Countersunk Head Self Tapping Screws - A4-70 Stainless Steel



### Dimensions (mm)

 <b>SCREW TYPE</b> <b>5-LOBE PIN</b> <b>DIMENSIONS</b>		METRIC MACHINE SCREWS		
		6g	8g	10g
COUNTERSUNK HEAD		6.8	8.1	9.5
	 Ref	3.0	3.4	3.8

### Material and Finish

**Material:** A4-70 Minimum Tensile Strength 700N/mm<sup>2</sup>

**Heat Treatment:** None

**Finish:** Passivated

### Size & Part Numbers

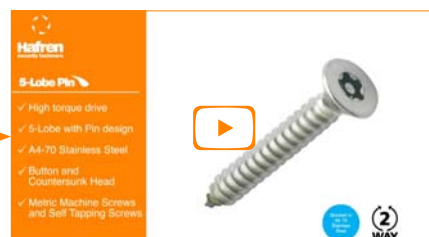
LENGTH GAUGE		1/2"	3/4"	1"	1 1/2"	2"	DRIVER SIZE
		13mm	19mm	25mm	38mm	50mm	
6	3.5mm	FLPCS06D-A4	FLPCS06F-A4	FLPCS06G-A4			T15
8	4.2mm		FLPCS08F-A4	FLPCS08G-A4	FLPCS08I-A4	FLPCS08J-A4	T20
10	4.8mm		FLPCS10F-A4	FLPCS10G-A4	FLPCS10I-A4	FLPCS10J-A4	T25

### Additional Information

**Patented Product:** Hafren Fasteners

**Installation:** 5-Lobe Pin - see video

**Removal:** 2-Way Removable Screw



Every effort has been made to ensure the accuracy of information provided in this catalogue. Hafren Fasteners cannot warrant the information however, expressly or implied, and any liability arising from it is expressly excluded. Customers must satisfy themselves as to the suitability of products and the technical information relating to them, and it is recommended that you conduct your own tests to establish suitability. All sizes shown are in mm without min and max tolerances and are guide sizes. Hafren Fasteners reserve the right to change/alter sizes without notice. This does not effect your statutory rights.