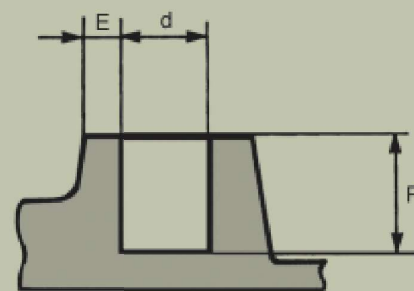
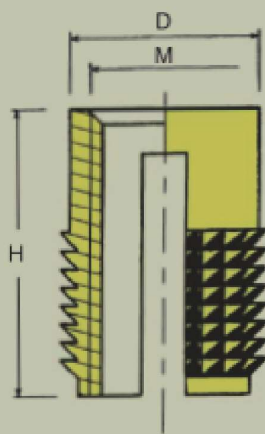



# INSERTO PARA TERMOESTABLE Y TERMOPLÁSTICO

Inserción por Expansión  
Efecto autoblocante - DM



Rosca M	REF.	H	Ø D	Dimensiones del alojamiento		
				Ø Agujero d*	P mínimo	E mínimo
M2	40/DM020H040	4	3.4	3.5	4.5	1.8
M2,5	40/DM025H040	4	3.8	4	4.5	2
M2,5	40/DM025H065	6.5	3.8	4	7	2
M3	40/DM030H050	5	3.8	4	5.5	2
M3	40/DM030H065	6.5	3.8	4	7	2
M3,5	40/DM035H050	5	4.8	5	5.8	2.5
M3,5	40/DM035H080	8	4.8	5	8.8	2.5
M4	40/DM040H080	8	5.4	5.5	8.8	2.8
M4	40/DM040H095	9.5	5.4	5.5	10.3	2.8
M5	40/DM050H095	9.5	6.4	6.5	10.3	3.3
M5	40/DM050H110	11	6.4	6.5	12	3.3
M6	40/DM060H095	9.5	7.9	8	10.3	4
M6	40/DM060H125	12.5	7.9	8	13.5	4
M8	40/DM080H100	10	9.4	9.5	11	4.8
M10	40/DM100H130	13	10.9	11.5	14	5.8